

ELECTRIC CHAIN HOISTS



BY...

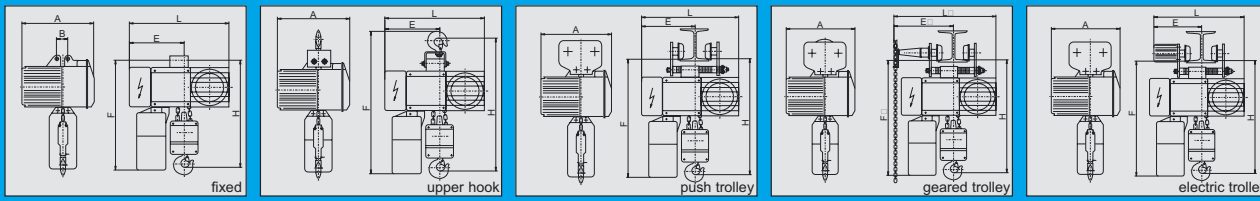


B...

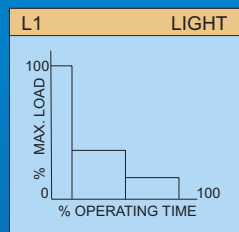


HIDRAREL

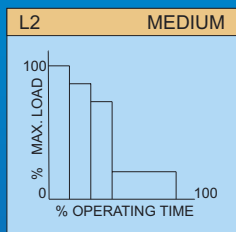
Capacity: 125-1000 kg



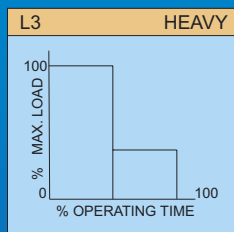
Single hoisting speed		Double hoisting speed		Capacity	Chain d x t	Reeving	Electric motor for hoisting HD per hour = 240				Electric motor for traveling		"I" profile width "X" (min/max)	Min. curve radius	H	F	L	A	E	B	Net weight for h=3.2 m	
Type	Basic	Type	Basic/Micro				Basic		Basic/micro		Speed	Power									Basic	Basic/micro
-	m/min	-	/min				Power	ED	Power	ED												
EB1011/1	10	EB1011/1M4	10/2.5	125	5x15	1	0.24	40	0.24/0.055	40/10	-	-	-	-	335	420	415	315	212	55	31	32
EB1011/1K	10	EB1011/1M4K	10/2.5	125	5x15	1	0.24	40	0.24/0.055	40/10	-	-	-	-	465	549	415	315	212	55	33	34
EB1011/1SK	10	EB1011/1M4SK	10/2.5	125	5x15	1	0.24	40	0.24/0.055	40/10	-	-	73-90	0.8	380	466	415	315	212	55	36	37
EB1011/1RK	10	EB1011/1M4RK	10/2.5	125	5x15	1	0.24	40	0.24/0.055	40/10	-	-	73-90	0.8	380	466	520	315	320	55	38	39
EB1011/1EK	10	EB1011/1M4EK	10/2.5	125	5x15	1	0.24	40	0.24/0.055	40/10	20	0.04	73-90	0.8	380	466	448	315	245	55	40	41
EB1012/1	5	EB1012/1M4	5/1.25	250	5x15	2	0.24	40	0.24/0.055	40/10	-	-	-	-	367	420	415	315	225	55	32	33
EB1012/1K	5	EB1012/1M4K	5/1.25	250	5x15	2	0.24	40	0.24/0.055	40/10	-	-	-	-	496	549	415	315	225	55	34	35
EB1012/1SK	5	EB1012/1M4SK	5/1.25	250	5x15	2	0.24	40	0.24/0.055	40/10	-	-	73-90	0.8	412	466	415	315	225	55	37	38
EB1012/1RK	5	EB1012/1M4RK	5/1.25	250	5x15	2	0.24	40	0.24/0.055	40/10	-	-	73-90	0.8	412	466	520	315	320	55	39	40
EB1012/1EK	5	EB1012/1M4EK	5/1.25	250	5x15	2	0.24	40	0.24/0.055	40/10	20	0.04	73-90	0.8	412	466	435	315	245	55	41	42
EB2021/1	10	EB2021/1M4	10/2.5	250	5x15	1	0.48	40	0.48/0.11	40/10	-	-	-	-	355	420	415	315	212	55	31	32
EB2021/1K	10	EB2021/1M4K	10/2.5	250	5x15	1	0.48	40	0.48/0.11	40/10	-	-	-	-	485	549	415	315	212	55	33	34
EB2021/1SK	10	EB2021/1M4SK	10/2.5	250	5x15	1	0.48	40	0.48/0.11	40/10	-	-	73-90	0.8	398	466	415	315	212	55	36	37
EB2021/1RK	10	EB2021/1M4RK	10/2.5	250	5x15	1	0.48	40	0.48/0.11	40/10	-	-	73-90	0.8	398	466	520	315	320	55	38	39
EB2021/1EK	10	EB2021/1M4EK	10/2.5	250	5x15	1	0.48	40	0.48/0.11	40/10	20	0.04	73-90	0.8	398	466	448	315	245	55	40	41
EB2022/1	5	EB2022/1M4	5/1.25	500	5x15	2	0.48	40	0.48/0.11	40/10	-	-	-	-	367	420	415	315	225	55	32	33
EB2022/1K	5	EB2022/1M4K	5/1.25	500	5x15	2	0.48	40	0.48/0.11	40/10	-	-	-	-	496	549	415	315	225	55	34	35
EB2022/1SK	5	EB2022/1M4SK	5/1.25	500	5x15	2	0.48	40	0.48/0.11	40/10	-	-	73-90	0.8	412	466	415	315	225	55	37	38
EB2022/1RK	5	EB2022/1M4RK	5/1.25	500	5x15	2	0.48	40	0.48/0.11	40/10	-	-	73-90	0.8	412	466	520	315	320	55	39	40
EB2022/1EK	5	EB2022/1M4EK	5/1.25	500	5x15	2	0.48	40	0.48/0.11	40/10	20	0.04	73-90	0.8	412	466	435	315	245	55	41	42
EB3051/1	10	EB3051/1M4	10/2.5	500	6x18	1	0.9	40	0.9/0.2	40/10	-	-	-	-	405	438	445	310	228	100	59	61
EB3051/1K	10	EB3051/1M4K	10/2.5	500	6x18	1	0.9	40	0.9/0.2	40/10	-	-	-	-	545	569	445	310	228	100	61	63
EB3051/1SK	10	EB3051/1M4SK	10/2.5	500	6x18	1	0.9	40	0.9/0.2	40/10	-	-	90-110	1.5	420	454	445	310	228	100	65	67
EB3051/1RK	10	EB3051/1M4RK	10/2.5	500	6x18	1	0.9	40	0.9/0.2	40/10	-	-	90-110	1.5	420	454	570	310	355	100	69	71
EB3051/1EK	10	EB3051/1M4EK	10/2.5	500	6x18	1	0.9	40	0.9/0.2	40/10	20	0.12	90-110	1.5	420	454	527	310	310	100	71	73
EB3052/1	5	EB3052/1M4	5/1.25	1000	6x18	2	0.9	40	0.9/0.2	40/10	-	-	-	-	440	438	445	310	252	100	62	64
EB3052/1K	5	EB3052/1M4K	5/1.25	1000	6x18	2	0.9	40	0.9/0.2	40/10	-	-	-	-	590	580	445	310	252	100	65	67
EB3052/1SK	5	EB3052/1M4SK	5/1.25	1000	6x18	2	0.9	40	0.9/0.2	40/10	-	-	90-110	1.5	570	454	445	310	252	100	68	70
EB3052/1RK	5	EB3052/1M4RK	5/1.25	1000	6x18	2	0.9	40	0.9/0.2	40/10	-	-	90-110	1.5	570	454	570	310	355	100	72	74
EB3052/1EK	5	EB3052/1M4EK	5/1.25	1000	6x18	2	0.9	40	0.9/0.2	40/10	20	0.12	90-110	1.5	570	454	503	310	310	100	74	76



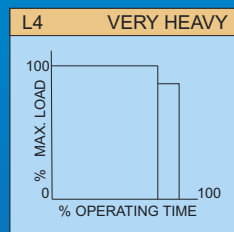
Mechanisms, usually subject to very small loads and in exceptional cases only to maximum loads




Mechanisms, usually subject to small loads but rather often to maximum loads



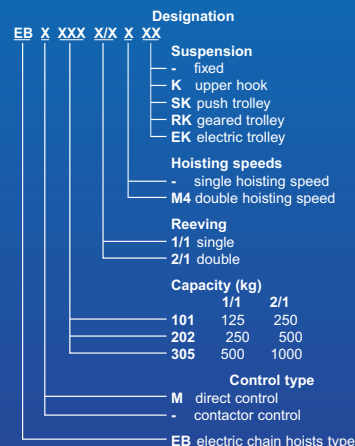
Mechanisms, usually subject to medium loads but frequently to maximum loads



Mechanisms, usually subject to maximum or almost maximum loads



LOAD SPECTRUM		TOTAL OPERATING TIME (h)	
L1	LIGHT	6300	12500
L2	MEDIUM	3200	6300
L3	HEAVY	1600	3200
L4	VERY HEAVY	800	1600
GROUP	FEM 9.511 ISO 4301	1A m M 4	2 m M 5
TYPE EB...	REEVING	CAPACITY (kg)	
101	1	125	100
202		250	200
305		500	400
101	2	250	200
202		500	400
305		1000	800



ELECTRIC CHAIN HOISTS



HIDRAREL

Ctra. Valencia, 98-100
Pol. Ind. Alcoz Alto, nave 9
50410 Cuarte de Huerva (Zaragoza)
Tel.: + 34 976 463 058
Fax: 976 503 490
Email: info@hidrarel.com
Web: www.hidrarel.com